


THE MYSTERIOUS ROAD TO OKLAHOMA

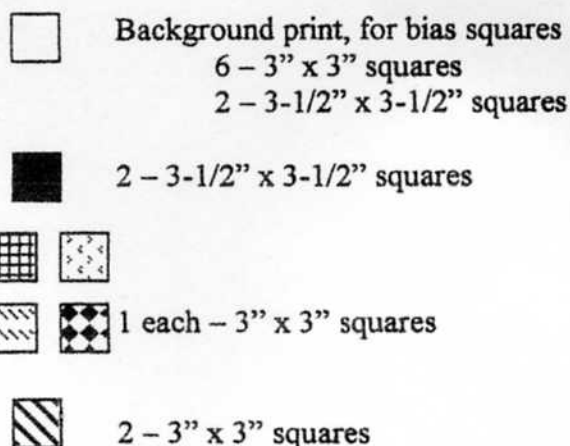
This block is borrowed from the Capital Quilts Quiltmakers Club Block Lottery last fall. It will be a lot of fun to make with lots of different fall colors. For the background print, please use a lighter shade and use richer colors for the other prints.

Use your favorite method for half square triangles, or use the directions given here.


Remember the more you make, the better your chance of winning! Drawing will be held at the August Meeting.



← A
← B
← C
← D



Block measures 10-1/2" x 10-1/2"

- \ Cut the 4 (3-1/2" x 3-1/2") squares on the diagonal
- \  Stitch one of each color together – 4 completed 3" x 3"
- \ Follow the order of squares on line A and Stitch together – Repeat same with lines B, C and D
- \ Stitch segment A to B, and C to D matching seams
- \ Then stitch AB to CD, matching seams, press